

प्रेषक

उपायुक्त, फरीदाबाद।


सेवा में

आयुक्त गुरुग्राम मण्डल  
गुरुग्राम।

क्रमांक 855 /HRA, दिनांक 13/4/2017


विषय:- कलैक्टर रेट वर्ष 2017-18 निर्धारित करने बारे।  
उपरोक्त विषय के सम्बन्ध में।

विषयाधीन मामले में आपको अनुरोध सहित अवगत कराया जाता है कलैक्टर रेट वर्ष 2017-18 तैयार कर दिये गये है। प्रस्तावित कलैक्टर रेट आपकी सेवा में भेजकर अनुरोध है कि सरकार (राजस्व एवं आपदा प्रबंधन विभाग) से अनुमोदन दिलाने का कष्ट करें।

  
उपायुक्त, फरीदाबाद।

पू0 क्रमांक 860 /HRA, दिनांक 13/4/2017


इसकी एक प्रति अतिरिक्त मुख्य सचिव एवं वित्तियुक्त हरियाणा सरकार राजस्व एवं आपदा प्रबंधन विभाग चण्डीगढ़ को सूचनार्थ एवं आगामी आवश्यक कार्यवाही हेतु प्रेषित है।


  
उपायुक्त, फरीदाबाद।  
६२

**COLLECTOR RATES SITUATED WITHIN  
TEHSIL FARIDABAD DISTT. FARIDABAD  
FOR THE YEAR 2017-2018**


RATES OF THE LAND SITUATED WITHIN TEHSIL FARIDABAD DISTT. FARIDABAD FOR THE YEAR 2017-2018

Sr. No	Name of Villages	Per Acre 2015-16	Per Acre 2016-17	Per Acre 2017-18	Inc/Dec %	Residential Per Sq Yds 2015-16	Residential Per Sq Yds 2016-17	Residential Per Sq Yds 2017-18	Inc/Dec %	Commercial Per Sq. Yds 2015-16	Commercial Per Sq. Yds 2016-17	Commercial Per Sq. Yds 2017-18	Inc/Dec %
1	BADOLI	1,50,00,000	1,50,00,000	1,50,00,000	0%	12000	12000	12000	0%	Not Determined	25000	25000	0%
2	PREHLAD PUR MAJRA	1,50,00,000	1,50,00,000	1,50,00,000	0%	12000	12000	12000	0%	Not Determined	25000	25000	0%
3	BUDENA	1,50,00,000	1,50,00,000	1,50,00,000	0%	12000	12000	12000	0%	Not Determined	25000	25000	0%
4	FARIDABAD MOJA	20000000	20000000	2,00,00,000	0%	15000	15000	15000	0%	20000	20000	20000	0%
5	BASELWA	1,50,00,000	1,50,00,000	1,50,00,000	0%	12000	12000	12000	0%	Not Determined	25000	25000	0%
6	FATEHPUR CHANDILA					14000	14000	14000	0%	19000	19000	19000	0%
7	MAWAI	7000000	7000000	10000000	42.85 %	8000	8000	8000	0%	14000	14000	14000	0%
8	ATMAD PUR	7000000	7000000	10000000	42.85 %	12000	12000	12000	0%	17000	17000	17000	0%
9	TILPAT	7000000	7000000	9000000	34.28 %	12000	12000	12000	0%	17000	17000	17000	0%
10	PALLA	7000000	7000000	9000000	34.28 %	11000	11000	11000	0%	17000	17000	17000	0%
11	SEHAT PUR	6000000	6000000	9000000	50 %	9000	9000	9000	0%	15000	15000	15000	0%
12	AGWAN PUR	5500000	5500000	5500000	0%	10000	10000	10000	0%	14000	14000	14000	0%
13	ISMAIL PUR	5500000	5500000	5500000	0%	8000	8000	8000	0%	14000	14000	14000	0%
14	BASANT PUR	5000000	5000000	5000000	0%	8000	8000	8000	0%	14000	14000	14000	0%
15	SALAR PUR	4000000	4000000	4000000	0%	8500	8500	8500	0%	15000	15000	15000	0%
16	NASURPUR	4000000	4000000	4000000	0%	8000	8000	8000	0%	14000	14000	14000	0%
17	ASALAT PUR	4000000	4000000	4000000	0%	10000	10000	10000	0%	14000	14000	14000	0%
18	DADASIYA	4000000	4000000	4000000	0%	8000	8000	8000	0%	14000	14000	14000	0%
19	BANDA PUR	5000000	5000000	5000000	0%	8000	8000	8000	0%	14000	14000	14000	0%
20	WAZIR PUR	1,50,00,000	1,50,00,000	1,50,00,000	0%	12000	12000	12000	0%	Not Determined	25000	25000	0%
20a	WAZIRPUR (OUT OF R-ZONE)	7000000	7000000	7000000	0%	8000	8000	8000	0%	14000	14000	14000	0%
21	PALWALI	1,50,00,000	1,50,00,000	1,50,00,000	0%	12000	12000	12000	0%	Not Determined	25000	25000	0%
22	TIKAWALI	1,50,00,000	1,50,00,000	1,50,00,000	0%	12000	12000	12000	0%	Not Determined	25000	25000	0%
22a	TIKAWALI (OUT OF R-ZONE)	6000000	6000000	6000000	0%	8000	8000	8000	0%	13000	13000	13000	0%
23	BADSHAHPUR	1,50,00,000	1,50,00,000	1,50,00,000	0%	12000	12000	12000	0%	Not Determined	25000	25000	0%
24	REWAJPUR	1,00,00,000	1,00,00,000	1,00,00,000	0%	12000	12000	12000	0%	Not Determined	25000	25000	0%
25	DHADHAR	4000000	4000000	5000000	25 %	8000	8000	8000	0%	14000	14000	14000	0%
26	SHER PUR KHADAR	4000000	4000000	4000000	0%	8000	8000	8000	0%	14000	14000	14000	0%
27	LAL PUR	4000000	4000000	4000000	0%	8000	8000	8000	0%	14000	14000	14000	0%
28	KIDAWALI	4000000	4000000	4000000	0%	8000	8000	8000	0%	14000	14000	14000	0%

  
Sub Registrar  
Faridabad

  
Distt. Revenue Officer  
Faridabad


  
Sub Divisional Officer (c)  
Faridabad


  
Distt. Collector  
Faridabad


RATES OF THE LAND SITUATED WITHIN TEHSIL FARIDABAD DISTT. FARIDABAD FOR THE YEAR 2017-2018

2

Sr. No	Name of Sector	Residential Per SQ Yds. 2015-16	Residential Per Sq. Yds. 2016-17		Residential Per Sq. Yds. 2017-18			BOOTH Per Sq Yds 2015-16	BOOTH Per Sq Yds 2016-17	BOOTH Per Sq Yds 2017-18	Inc/ Dec %	S.C.F Per Sq. Yds 2015-16	S.C.F Per Sq. Yds 2016-17	S.C.F Per Sq. Yds 2017-18	Inc/ Dec %
			Upto 500 SQ	Above 500 SQ	Upto 500 SQ	Above 500 SQ	Inc/ Dec %								
1	SECTOR -14	37000	37000	35000	37000	35000	0 %	80000	80000	80000	0 %	75000	75000	75000	0 %
2	SECTOR -16	35000	35000	33000	35000	33000	0 %	80000	80000	80000	0 %	75000	75000	75000	0 %
3	SECTOR -17	31000	31000	30000	31000	30000	0 %	80000	80000	80000	0 %	75000	75000	75000	0 %
4	SECTOR -18	25000	25000	23000	25000	23000	0 %	65000	65000	65000	0 %	60000	60000	60000	0 %
5	SECTOR- 18 A	25000	25000	23000	25000	23000	0 %	65000	65000	65000	0 %	60000	60000	60000	0 %
6	SECTOR -19	26000	26000	24000	26000	24000	0 %	65000	65000	65000	0 %	60000	60000	60000	0 %
7	SECTOR -21A	30000	28000	26000	28000	26000	0 %	80000	80000	80000	0 %	75000	75000	75000	0 %
8	SECTOR-21B	30000	28000	26000	28000	26000	0 %	80000	80000	80000	0 %	75000	75000	75000	0 %
9	SECTOR -28	26000	26000	24000	26000	24000	0 %	60000	60000	60000	0 %	75000	75000	75000	0 %
10	SECTOR -29	26000	26000	24000	26000	24000	0 %	75000	75000	75000	0 %	75000	75000	75000	0 %
11	SECTOR- 30&31	25000	25000	23000	25000	23000	0 %	75000	75000	75000	0 %	65000	65000	65000	0 %

  
Sub Registrar  
Faridabad

  
Distt. Revenue Officer  
Faridabad

  
Sub Divisional Officer (c)  
Faridabad

  
Distt. Collector  
Faridabad


SR. NO.	COMMERCIAL COMPLEX AREA FARIDABAD	Collector rate for 2015-16 (in Rs. Per Sq. Ft.)	Collector rate for 2016-17 (in Rs. Per Sq. Ft.) In areas between NH-2 & Fbd bye pass		Collector rate for 2017-18 (in Rs. Per Sq. Ft.) In areas between NH-2 & Fbd bye pass		Collector rate for 2016-17 (in Rs. Per Sq. Ft.) In others areas including Nehar par Beyond Fbd Bye Pass	Collector rate for 2017-18 (in Rs. Per Sq. Ft.) In others areas including Nehar par Beyond Fbd Bye Pass	Decrease & Increase
				Decrease & Increase		Decrease & Increase			
1	BASEMENT	5000	5000	0%	5000	0%	4500	4500	0%
2	GROUND FLOOR	6000	6000	0%	6000	0%	5500	5500	0%
3	FIRST FLOOR	5500	5500	0%	5500	0%	5000	5000	0%
4	SECOND FLOOR	5200	5200	0%	5200	0%	4700	4700	0%
5	THIRD FLOOR	5000	5000	0%	5000	0%	4500	4500	0%


COVERED AREA

SR.NO	RATE OF CONSTRUCTED COVERED AREA	Collector rate for 2015-16 (in Rs. Per Sq. Ft.) construction upto 5 years old	Collector rate for 2016-17 (in Rs. Per Sq. Ft.) construction upto 5 years old	Collector rate for 2017-18 (in Rs. Per Sq. Ft.) construction upto 5 years old	Dec. & Incr.	Collector rate for 2015-16 (in Rs. Per Sq. Ft.) construction more than 5 years old	Collector rate for 2016-17 (in Rs. Per Sq. Ft.) construction more than 5 years old	Collector rate for 2017-18 (in Rs. Per Sq. Ft.) construction more than 5 years	Decrease & Increase
1	RESIDENTIAL	1200	1200	1200	0%	900	900	900	0%
2	GODWIN / SHED	700	700	700	0%	400	400	400	0%
3	SHOP / COMMERCIAL	1200	1000	1000	0%	900	800	800	0%

  
Sub Registrar  
Faridabad

  
Distt. Revenue Officer  
Faridabad

  
Sub Divisional Officer (c)  
Faridabad

  
Distt. Collector  
Faridabad

# LICENSED COLONY

Sr. No	NAME OF COLONY	Residential Collector rate for 2015-16 (in Rs. Per Sq. Yard)	Residential Collector rate for 2016-17 (in Rs. Per Sq. Yard)	Residential Collector rate for 2017-18 (in Rs. Per Sq. Yard)	Inc/Dec %	Commercial Collector rate for 2015-16 (in Rs. Per Sq. Yard)	Commercial Collector rate for 2016-17 (in Rs. Per Sq. Yard)	Commercial Collector rate for 2017-18 (in Rs. Per Sq. Yard)	Inc/Dec %
1	DURGA BUILDER COLONY	15000	15000	15000	0 %	60000	60000	60000	0 %
2	INDRAPRASTHA COLONY	22000	22000	22000	0 %	60000	60000	60000	0 %
3	SPRING FIELD COLONY	22000	22000	22000	0 %	60000	60000	60000	0 %
4	ASHOKA ENCLAVE	30000	30000	30000	0 %	60000	60000	60000	0 %
5	NEHAR PAR(NEW SEC & CLY)	22000	20000	20000	0 %	55000	40000	40000	0 %

## FLOOR WISE / FLATS

SR. NO.	FLAT RATE	Collector rate for 2015-16 (in Rs. Per Sq. Ft.) & Sec. wise	Collector rate for 2016-17 (in Rs. Per Sq. Ft.) & Sec. wise	Collector rate for 2016-17 (in Rs. Per Sq. Ft.) (Ground Floor)	Inc./Dec. %	Collector rate for 2016-17 (in Rs. Per Sq. Ft.) First floor	Collector rate for 2017-18 (in Rs. Per Sq. Ft.) First floor	Inc./Dec. %	Collector rate for 2016-17 (in Rs. Per Sq. Ft.) Second Floor	Collector rate for 2017-18 (in Rs. Per Sq. Ft.) Second Floor	Inc./Dec. %
1	ALL GROUP HOUSING CO-OPERATIVE SOCIETY (NEHAR PAR) Greater Faridabad.	3300	3000	3000	0%			0%			0%
2	HOUSING BOARD	3200	3300	3300	0%			0%			0%
3 (a)	FLATS OTHER LICENSED COLONY, FARIDABAD CITY.	4200	4000	4000	0%			0%			0%
(b)	Flat OTHER LICENSED COLONY, (NEHAR PAR) GREATER FARIDABAD	3700	3400	3400	0%			0%			0%
4	SECTOR FLOOR IN HUDA	4300	4300	4300	0%	4000	4000	0%	4000	4000	0%
5	FLOOR IN LICENSED COLONIES IN FARIDABAD AREA OTHER THAN IN NAHAR PAR AREA	4500	4500	4500	0%	4300	4300	0%	4300	4300	0%
6	OTHER FLOOR (OLD FBD)	3700	3500	3500	0%	3000	3000	0%	2900	2900	0%
7	FLOOR IN LICENSED COLONIES IN NAHAR PAR AREA	3700	3700	3700	0%	3500	3500	0%	3500	3500	0%

Sub Registrar  
Faridabad


Distt. Revenue Officer  
Faridabad


Sub Divisional Officer (c)  
Faridabad


Distt. Collector  
Faridabad

TEHSIL FARIDABAD (INDL. AREA)

Sr. No	NAME OF SECTOR/ COLONY	INDUSTRIAL	INDUSTRIAL	INDUSTRIAL	Inc./ Dec. %	COMMERCIAL	COMMERCIAL	COMMERCIAL	Inc./ Dec. %
		Collector rate for 2015-16 (in Rs. Per Sq. Yard)	Collector rate for 2016-17 (in Rs. Per Sq. Yard)	Collector rate for 2017-18 (in Rs. Per Sq. Yard)		Collector rate for 2015-16 (in Rs. Per Sq. Yard)	Collector rate for 2016-17 (in Rs. Per Sq. Yard)	Collector rate for 2017-18 (in Rs. Per Sq. Yard)	
1	D.L.F. UPTO 1000 Sq. Yds	16000	10000	10000	0 %	56000	56000	56000	0 %
	1000 Sq. Yds TO 2000 Sq. Yds	12000	12000	12000	0 %	56000	56000	56000	0 %
	2000 Sq. Yds TO 1 ACRE	11000	11000	11000	0 %	56000	56000	56000	0 %
	1 ACRE AND ABOVE	10000	10000	10000	0 %	56000	56000	56000	0 %
2.	Sector 30,31, INDUSTRIAL AREA				0 %				
	UP TO 1000 SQ. YDS.	18000	18000	18000	0 %	50000	50000	50000	0 %
	1000 Sq. Yds TO 2000 Sq. Yds	17000	17000	17000	0 %				
	2000 Sq. Yds TO 1 ACRE	15000	15000	15000	0 %				
	1 ACRE TO 2 ACRE	14000	14000	14000	0 %				
	2 ACRE AND ABOVE	10000 PER SQ. YDS	10000 PER SQ. YDS	10000 PER SQ. YDS	0 %				
3	ANY OTHER INDL. AREA IN FARIDABAD TEHSIL								
	UP TO 1000 Sq Yds	14000	14000	14000	0 %				
	1000 Sq. Yds TO 2000 Sq. Yds	12000	12000	12000	0 %				
	2000 Sq. Yds TO 1 ACRE	10000	10000	10000	0 %				
	1 ACRE AND ABOVE	8000	8000	8000	0 %				

  
Sub Registrar  
Faridabad

  
Distt. Revenue Officer  
Faridabad


  
Sub Divisional Officer (c)  
Faridabad


  
Distt. Collector  
Faridabad


TEHSIL FARIDABAD - HOSPITAL/ EDUCATIONAL/ INSTITUTIONAL


6

Sr. No	NAME OF SECTOR/ COLONY	HOSPITAL/ EDUCATIONAL/ INSTITUTIONAL					
		Collector rate for 2015-16 (in Rs. Per Sq. Yard)	Collector rate for 2016-17 (in Rs. Per Sq. Yard)	Collector rate for 2017-18 (in Rs. Per Sq. Ya rd)		Inc. / Dec. %	
1	SECTOR 14, 16, 17, 18 & 19 / HOME/ HOSPITAL/ EDUCATIONAL (INSTITUTIONAL)						
	UP TO 1000 Sq.Yds	24000	24000	24000		0 %	
	1000 Sq. Yds TO 2000 Sq. Yds	22000	22000	22000		0 %	
	2000 Sq. Yds TO 1 ACRE	18000	18000	18000		0 %	
	1 ACRE AND ABOVE	14000	14000	14000		0 %	
	2 ACRE TO ABOVE	12000	12000	12000		0 %	
2	ALL OTHER SECTORS/ PROJECTS AND IN FARIDABAD CITY		City Faridabad	Nehar par	City Faridabad	Nehar par	
	UP TO 1000 Sq.Yds	18000	18000	15000	18000	15000	0 %
	1000 Sq. Yds TO 2000 Sq. Yds	17000	17000	14000	17000	14000	0 %
	2000 Sq. Yds TO 1 ACRE	14000	14000	12000	14000	12000	0 %
	1 ACRE AND ABOVE	12000	12000	10000	12000	10000	0 %
	2 ACRE TO ABOVE	9000	9000	8000	9000	8000	0 %

  
Sub Registrar  
Faridabad

  
Distt. Revenue Officer  
Faridabad

  
Sub Divisional Officer (c)  
Faridabad

  
Distt. Collector  
Faridabad




HSIIDC SECTOR 30 & 31 INDL AREA

No	Sr.	NAME OF SECTOR/ COLONY	RESIDENTIAL Collector rate for 2016-17 (in Rs. Per Sq. Yard)	RESIDENTIAL Collector rate for 2017- 18 (in Rs. Per Sq. Yard)	Inc. / Dec. %	COMMERCIAL Collector rate for 2016-17 (in Rs. Per Sq. Yard)	COMMERCIAL Collector rate for 2017-18 (in Rs. Per Sq. Yard)	Inc. / Dec. %
1		SECTOR 31 INDUSTRIAL AREA						
		UP TO 1000 Sq.Yds	18000	18000	0 %	50000	50000	0 %
		1000 Sq. Yds TO 2000 Sq. Yds	17000	17000	0 %	45000	45000	0 %
		2000 Sq. Yds TO 1 ACRE	15000	15000	0 %	40000	40000	0 %
		1 ACRE TO 2 ACRE	14000	14000	0 %	30000	30000	0 %
		2 ACRE AND ABOVE	10000 PER SQ. YDS	10000 PER SQ. YDS	0 %	30000	30000	0 %
2		DISTANCE / DEPTH FROM MATHURA ROAD, UP TO 2 ACRE INSIDE						
		UP TO 1000 Sq.Yds	20000	20000	0 %	50000	50000	0 %
		1000 Sq. Yds TO 2000 Sq. Yds	18000	18000	0 %	50000	50000	0 %
		2000 Sq. Yds TO 1 ACRE	17000	17000	0 %	50000	50000	0 %
		1 ACRE TO 2 ACRE	16000	16000	0 %	50000	50000	0 %
		2 Acre and above (per acre rate)	10000 PER SQ. YDS	10000 PER SQ. YDS	0 %	30000	30000	0 %
		NAVIN NAGAR, CHACHER COLONY, RAMESH COLONY, CHAJJAN NAGAR, BHARAT COLONY, POWE NAGAR, BHATIA COLONY, NAIN SINGH COLONY, SARAI NAI ABADI, NAV DURGA VIHAR, GAJRAJ COLONY, HARIJAN COLONY, KRISHNA COLONY, RAJIV NAGAR, NATHU COLONY AND OTHER PLOTS FALLING WITHIN M.C.F. AREAS/ LIMITS.	12000 PER SQ. YDS RESIDENTIAL	12000 PER SQ. YDS RESIDENTIAL	0 %	20000 COMMERCIAL	20000 COMMERCIAL	0 %

  
Sub Registrar  
Faridabad

  
Distt. Revenue Officer  
Faridabad


  
Sub Divisional Officer (c)  
Faridabad


  
Distt. Collector  
Faridabad


## COLLECTOR RATE FOR COLONIES TEHSIL FARIDABAD


8

Sr. No	NAME OF COLONY	<u>RESIDENTIAL</u>	<u>RESIDENTIAL</u>	<u>RESIDENTIAL</u>	Inc. / Dec. %	<u>COMMERCIAL</u>	<u>COMMERCIAL</u>	<u>COMMERCIAL</u>	Inc. / Dec. %
		Collector rate for 2015-16 (in Rs. Per Sq. Yard)	Collector rate for 2016-17 (in Rs. Per Sq. Yard)	Collector rate for 2017-18 (in Rs. Per Sq. Yard)		Collector rate for 2015-16 (in Rs. Per Sq. Yard)	Collector rate for 2016-17 (in Rs. Per Sq. Yard)	Collector rate for 2017-18 (in Rs. Per Sq. Yard)	
1	AGARSAIN BAZAR MAIN ROAD					80000	80000	80000	0 %
2	BABA NAGAR	12000	11000	11000	0 %	18000	18000	18000	0 %
3	BASELWA COLONY	12000	11000	11000	0 %	30000	30000	30000	0 %
4	BHUR COLONY	12000	11000	11000	0 %	30000	30000	30000	0 %
5	OLD FARIDABAD	18000	16000	16000	0 %	50000	50000	50000	0 %
6	GANDHI COLONY	12000	11000	11000	0 %	30000	30000	30000	0 %
7	GOPI COLONY	12000	11000	11000	0 %	30000	30000	30000	0 %
8	KRISHNA COLONY	12000	11000	11000	0 %	30000	30000	30000	0 %
9	NEW BASELWA COLONY	12000	12000	12000	0 %	30000	30000	30000	0 %
10	RAJA GARDEN	14000	14000	14000	0 %	35000	35000	35000	0 %
11	OTHER LINK ROAD TO BAZAR OLD FARIDABAD				0 %	50000	50000	50000	0 %
12	SHASTRI COLONY	13000	13000	13000	0 %	Booth = 30000 SCF = 25000	Booth = 30000 SCF = 25000	Booth = 30000 SCF = 25000	0 %
13	SHIV COLONY	13000	13000	13000	0 %	Booth = 30000 SCF = 25000	Booth = 30000 SCF = 25000	Booth = 30000 SCF = 25000	0 %
14	SURYA NAGAR	20000	18000	18000	0 %	40000	40000	40000	0 %
15	VIKAS NAGAR	20000	18000	18000	0 %	40000	40000	40000	0 %

  
Sub Registrar  
Faridabad

  
Distt. Revenue Officer  
Faridabad


  
Sub Divisional Officer (c)  
Faridabad


  
Distt. Collector  
Faridabad


## Collector Rates of Delhi Mathura Road Highway


9

Sr. No	NAME OF SECTOR/ COLONY	INDUSTRIAL	INDUSTRIAL	INDUSTRIAL	Inc./ Dec. %	COMMERCIAL	COMMERCIAL	COMMERCIAL	Inc./ Dec. %
		Collector rate for 2015-16 (in Rs. Per Sq. Yard)	Collector rate for 2016-17 (in Rs. Per Sq. Yard)	Collector rate for 2017-18 (in Rs. Per Sq. Yard)		Collector rate for 2015-16 (in Rs. Per Sq. Yard)	Collector rate for 2016-17 (in Rs. Per Sq. Yard)	Collector rate for 2017-18 (in Rs. Per Sq. Yard)	
1	Upto 1000 sq. yds.	45000	43000	43000	0 %	60000	60000	60000	0 %
2	More than 1000 sq. yds. to 2000 sq. yds.	35000	33000	33000	0 %	50000	50000	50000	0 %
3	More than 2000 sq. yds. upto less than 1 Acre	30000	28000	28000	0 %	45000	45000	45000	0 %
4	1 Acre and above upto 2 Acre	25000	23000	23000	0 %	30000	30000	30000	0 %
5	More than 2 Acre on Delhi Mathura Road	25000	23000	23000	0 %	30000	30000	30000	0 %

  
Sub Registrar  
Faridabad


  
Distt. Revenue Officer  
Faridabad


  
Sub Divisional Officer (c)  
Faridabad


  
Distt. Collector  
Faridabad


NOTE :

1. The circle rate of agriculture land on National Highway/ Delhi Mathura Road to depth of two acres will be Extra 50 % of the rate mentioned in the list.
2. The circle rate of agriculture land on state highway/ schedule roads to the depth of two acres will be 40 % extra of the mentioned in the list
3. The circle rate on other road will be 25 % extra of the mentioned in the list.
4. The circle rate for EWS Plots/Flats will be 5% less than the circle rates of other Plots/Flats in that locality.
5. proof of construction to be shown at the time of registration work.
6. Upto 25 sq. yds. will be treated as commercial
7. 1000 sq. yards and below be registered as per sq. yds rates
8. Salaab Lan will be  $1/3^{\text{rd}}$  of collector rate of ordinary agriculture land rate of the concerned village.
9. The circle rate of land which has been converted for non agriculture purpose will be 1.5 times of circle rate of agriculture land of that revenue estate.

  
Sub Registrar  
Faridabad

  
Distt. Revenue Officer  
Faridabad

  
Sub Divisional Officer (c)  
Faridabad

  
Distt. Collector  
Faridabad