

प्रेषक

उपायुक्त, फरीदाबाद।

रोवा में

आयुक्त गुरुग्राम मण्डल  
गुरुग्राम।

क्रमांक 855 /HRA, दिनांक 13/4/2017

विषय:- कलैक्टर रेट वर्ष 2017-18 निर्धारित करने बारे।  
उपरोक्त विषय के सम्बन्ध में।

विषयाधीन मामले में आपको अनुरोध सहित अवगत कराया जाता है कलैक्टर रेट वर्ष 2017-18 तैयार कर दिये गये हैं। प्रस्तावित कलैक्टर रेट आपकी सेवा में भेजकर अनुरोध है कि सरकार (राजस्व एवं आपदा प्रबंधन विभाग) से अनुमोदन दिलाने का कष्ट करें।

पृ0 क्रमांक 860 /HRA, दिनांक 13/4/2017  
उपायुक्त, फरीदाबाद।

इसकी एक प्रति अतिरिक्त मुख्य सचिव एवं वित्तियुक्त हरियाणा सरकार राजस्व एवं आपदा प्रबंधन विभाग चण्डीगढ़ को सूचनार्थ एवं आगामी आवश्यक कार्यवाही हेतु प्रेषित है।

उपायुक्त, फरीदाबाद।

**COLLECTOR RATES SITUATED WITHIN  
TEHSIL BADKHAL DISTT. FARIDABAD FOR  
THE YEAR 2017-2018**

RATES OF THE LAND SITUATED WITHIN TEHSIL BADKHAL DISTT. FARIDABAD FOR THE YEAR 2017 2018

1

Sr. No	Name of Villages	Per Acre 2015-16	Per Acre 2016-17	Per Acre 2017-18	Inc/Dec %	Residential Per Sq Yds 2015-16	Residential Per Sq Yds 2016-17	Residential Per Sq Yds 2017-18	Inc/Dec %	Commercial Per Sq. Yds 2015-16	Commercial Per Sq. Yds 2016-17	Commercial Per Sq. Yds 2017-18	Inc/Dec %
1	LAKAR PUR	7000000	7000000	12500000	78.57 %	12000	12000	12000	0%	16000	16000	16000	0%
2	ANANG PUR	7000000	7000000	7000000	0%	12000	12000	12000	0%	17000	17000	17000	0%
3	SARAI KHAWAJA	15000000	15000000	15000000	0%	25000	20000	20000	0%	Not Determined	25000	25000	0%
4	MEWLAHARAJPUR	8000000	8000000	12500000	56.25 %	14000	14000	14000	0%	16000	16000	16000	0%
5	ANKHIR	7000000	7000000	7000000	0%	14000	14000	14000	0%	20000	20000	20000	0%
6	BADKHAL	7000000	7000000	7000000	0%	12000	12000	12000	0%	22000	22000	22000	0%
7	DAULTABAD	Not Determined	Not Determined	Not Determined	0%	20000	20000	20000	0%	20000	20000	20000	0%
8	AJRONDA	Not Determined	Not Determined	Not Determined	0%	15000	15000	15000	0%	20000	20000	20000	0%
9	TILORI BANGAR - ALL AREA IN NIT FARIDABAD												
10	MANYARU	1,50,00,000	15000000	15000000	0%	12000	12000	12000	0%	Not Determined	22000	22000	0%
11	SARAN GAON	Not Determined	Not Determined	Not Determined	0%	14000	14000	14000	0%	22000	22000	22000	0%
12	NANGLA GUJRAN	6500000	6500000	9000000	38.46 %	12000	12000	12000	0%	17000	17000	17000	0%
13	GAJI PUR	6500000	6500000	9000000	38.46 %	8000	8000	8000	0%	14000	14000	14000	0%
14	BAJRI	6500000	6500000	8000000	23.07 %	8000	8000	8000	0%	14000	14000	14000	0%
15	DABUA	1,50,00,000	1,50,00,000	15000000	0%	12000	12000	12000	0%	Not Determined	30000	30000	0%
16	NAWADA KOH	8000000	8000000	9000000	12.5 %	8000	8000	8000	0%	14000	14000	14000	0%
17	BHANKRI	7000000	7000000	9000000	25 %	8000	8000	8000	0%	14000	14000	14000	0%
18	PALI	7000000	7000000	8000000	14.28 %	9000	9000	9000	0%	16000	16000	16000	0%
19	PAKHAL	5500000	5500000	6000000	8.33 %	8000	8000	8000	0%	14000	14000	14000	0%
20	KHERI GUJRAN	5000000	5000000	6000000	16.66 %	8000	8000	8000	0%	14000	14000	14000	0%
21	JAWAHAR COLONY	Not Determined	Not Determined	Not Determined	0%	14000	13000	13000	0%	22000	22000	22000	0%

Sub Registrar  
Badkhal

Distt. Revenue Officer  
Faridabad

Sub Divisional Officer (c)  
Badkhal


Distt. Collector  
Faridabad

RATES OF THE LAND SITUATED WITHIN TEHSIL BADKHAL DISTT. FARIDABAD FOR THE YEAR 2017-2018

2

Sr. No	Name of Sector	Residential Per Sq. Yds 2015-16	Residential Per Sq Yds. 2016-17		Residential Per Sq. Yds 2017-18			BOOTH Per Sq Yds 2015-16	BOOTH Per Sq Yds 2016-17	BOOTH Per Sq Yds 2017-18	Inc/ Dec %	S.C.F Per Sq. Yds 2015-16	S.C.F Per Sq. Yds 2016-17	S.C.F Per Sq. Yds 2017-18	Inc/ Dec %
			Upto 500 SQ	Above 500 SQ	Upto 500 SQ	Above 500 SQ	Inc. / Dec.								
1	SECTOR - 12							45000	45000	45000					
2	SECTOR -15	40000	40000	38000	40000	38000	0 %	95000	95000	95000	0 %	90000	90000	90000	0 %
3	SECTOR -15-A	35000	35000	33000	35000	33000	0 %	70000	70000	70000	0 %	75000	75000	75000	0 %
4	SECTOR -16-A	32000	32000	30000	32000	30000	0 %	80000	80000	80000	0 %	75000	75000	75000	0 %
5	SECTOR -21C	33000	31000	30000	31000	30000	0 %	85000	85000	85000	0 %	75000	75000	75000	0 %
6	SECTOR -21D	28000	28000	26000	28000	26000	0 %	85000	85000	85000	0 %	75000	75000	75000	0 %
7	SECTOR -37	32000	32000	30000	32000	30000	0 %	85000	85000	85000	0 %	75000	75000	75000	0 %
8	SECTOR 45 & 48	25000	25000	23000	25000	23000	0 %	60000	60000	60000	0 %	55000	55000	55000	0 %
9	SECTOR 46	25000	25000	23000	25000	23000	0 %	60000	60000	60000	0 %	55000	55000	55000	0 %

  
Sub Registrar  
Badkhal

  
Distt. Revenue Officer  
Faridabad

  
Sub Divisional Officer (c)  
Badkhal

  
Distt. Collector  
Faridabad

TEHSIL DADKHAL (COMMERCIAL COMPLEX)

SR. NO.	COMMERCIAL COMPLEX AREA FARIDABAD	Collector rate for 2015-16 (in Rs. Per Sq. Ft.)	Collector rate for 2016-17 (in Rs. Per Sq. Ft.) in areas between NH-2 & Fbd bye pass		Collector rate for 2017-18 (in Rs. Per Sq. Ft.) in areas between NH-2 & Fbd bye pass		Collector rate for 2016-17 (in Rs. Per Sq. Ft.) in others areas including Nehar par Beyond Fbd Bye Pass	Collector rate for 2017-18 (in Rs. Per Sq. Ft.) in others areas including Nehar par Beyond Fbd Bye Pass	Decrease & Increase
				Decrease & Increase		Decrease & Increase			
1	BASEMENT	5000	5000	0%	5000	0%	4500	4500	0%
2	GROUND FLOOR	6000	6000	0%	6000	0%	5500	5500	0%
3	FIRST FLOOR	5500	5500	0%	5500	0%	5000	5000	0%
4	SECOND FLOOR	5200	5200	0%	5200	0%	4700	4700	0%
5	THIRD FLOOR	5000	5000	0%	5000	0%	4500	4500	0%

COVERED AREA

SR.NO	RATE OF CONSTRUCTED COVERED AREA	Collector rate for 2015-16 (in Rs. Per Sq. Ft.) construction upto 5 years old	Collector rate for 2016-17 (in Rs. Per Sq. Ft.) construction upto 5 years old	Collector rate for 2017-18 (in Rs. Per Sq. Ft.) construction upto 5 years old	Dec. & Incr.	Collector rate for 2015-16 (in Rs. Per Sq. Ft.) construction more than 5 years old	Collector rate for 2016-17 (in Rs. Per Sq. Ft.) construction more than 5 years old	Collector rate for 2017-18 (in Rs. Per Sq. Ft.) construction more than 5 years	Decrease & Increase
1	RESIDENTIAL	1200	1200	1200	0%	900	900	900	0%
2	GODOWN / SHED	700	700	700	0%	400	400	400	0%
3	SHOP / COMMERCIAL	1200	1000	1000	0%	900	800	800	0%

Sub Registrar  
Badkhal

Distt. Revenue Officer  
Faridabad

Sub Divisional Officer (C)  
Barkhal

Distt. Collector  
Faridabad

## LICENSED COLONY

4

Sr. No	NAME OF COLONY	Residential Collector rate for 2015-16 (in Rs. Per Sq. Yard)	Residential Collector rate for 2016-17 (in Rs. Per Sq. Yard)	Residential Collector rate for 2017-18 (in Rs. Per Sq. Yard)	Inc./ Dec. %	Commercial Collector rate for 2015-16 (in Rs. Per Sq. Yard)	Commercial Collector rate for 2016-17 (in Rs. Per Sq. Yard)	Commercial Collector rate for 2017-18 (in Rs. Per Sq. Yard)	Inc./ Dec. %
1	EROS COLONY	33000	33000	33000	0 %	60000	60000	60000	0 %
2	CHARMWOOD COLONY	33000	33000	33000	0 %	60000	60000	60000	0 %
3	GREENFIELD COLONY	27000	27000	27000	0 %	60000	60000	60000	0 %
4	KANT ENCLAVE	25000	25000	25000	0 %	60000	60000	60000	0 %
5	SEC-49 SAINIK COLONY	25000	22000	22000	0 %	55000	55000	55000	0 %
6	OMAXE Gurukul Road			40000				80000	

## FLOOR WISE / FLATS

SR. NO.	FLAT RATE	Collector rate for 2015-16 (in Rs. Per Sq. Ft.) & Sec. wise	Collector rate for 2016-17 (in Rs. Per Sq. Ft.) & Sec. wise	Collector rate for 2017-18 (in Rs. Per Sq. Ft.) (Ground Floor)	Inc./ Dec. %	Collector rate for 2016-17 (in Rs. Per Sq. Ft.) First floor	Collector rate for 2017-18 (in Rs. Per Sq. Ft.) First floor	Inc./ Dec. %	Collector rate for 2016-17 (in Rs. Per Sq. Ft.) Second Floor	Collector rate for 2017-18 (in Rs. Per Sq. Ft.) Second Floor	Inc./ Dec. %
1	ALL GROUP HOUSING CO-OPERATIVE SOCIETY, Faridabad City, including Surajkund Road.	3500	3500	3500	0 %						
2	HOUSING BOARD	3200	3300	3300	0 %						
3(a)	FLATS OTHER LICENSED COLONY, FARIDABAD CITY.	4200	4000	4000	0 %						
(b)	FLATS IN LICENSED PROJECT ON SURAJ KUND ROAD	3700	5000	5000	0 %						
4	SECTOR FLOOR IN HUDA	4300	4300	4300	0 %	4000	4000		4000	4000	
5	FLOOR IN LICENSED COLONIES IN FARIDABAD	4500	4500	4500	0 %	4300	4300		4300	4300	
6	OTHER FLOOR (NIT FBD)	3700	3500	3500	0 %	3000	3000		2900	2900	

Sub Registrar  
Badkhal

Distt. Revenue Officer  
Faridabad

Sub Divisional Officer (c)  
Badkhal

Distt. Collector  
Faridabad

TEHSIL BADKHAL (INDL. AREA)

Sr. No	NAME OF SECTOR/ COLONY	INDUSTRIAL	INDUSTRIAL	INDUSTRIAL	Inc/ Dec. %	COMMERCIAL	COMMERCIAL	COMMERCIAL	Inc/ Dec. %
		Collector rate for 2015-16 (in Rs. Per Sq. Yard)	Collector rate for 2016-17 (in Rs. Per Sq. Yard)	Collector rate for 2017-18 (in Rs. Per Sq. Yard)		Collector rate for 2015-16 (in Rs. Per Sq. Yard)	Collector rate for 2016-17 (in Rs. Per Sq. Yard)	Collector rate for 2017-18 (in Rs. Per Sq. Yard)	
1	N.I.T. INDUSTRIAL AREA								
	UP TO 1000 Sq.Yds	16000	16000	16000	0 %	56000	56000	56000	0 %
	1000 Sq. Yds TO 2000 Sq. Yds	12000	12000	12000	0 %	56000	56000	56000	0 %
	2000 Sq. Yds TO 1 ACRE	10000	10000	10000	0 %	56000	56000	56000	0 %
	1 ACRE AND ABOVE	8000	8000	8000	0 %	56000	56000	56000	0 %
2	SECTOR 27 INDUSTRIAL AREA								
	UP TO 1000 Sq.Yds	16000	16000	16000	0 %	56000	56000	56000	0 %
	1000 Sq. Yds TO 2000 Sq. Yds	14000	14000	14000	0 %	56000	56000	56000	0 %
	2000 Sq. Yds TO 1 ACRE	12000	12000	12000	0 %	56000	56000	56000	0 %
	1 ACRE AND ABOVE	10000	10000	10000	0 %	56000	56000	56000	0 %
3	SARAI KHAWAJA UPTO 1000Sq	16000	16000	16000	0 %	53000	53000	53000	0 %
	1000 Sq. Yds TO 2000 Sq. Yds	14000	14000	14000	0 %	53000	53000	53000	0 %
	2000 Sq. Yds TO 1 ACRE	12000	12000	12000	0 %	53000	53000	53000	0 %
	1 ACRE AND ABOVE	11000	11000	11000	0 %	53000	53000	53000	0 %
	ANY OTHER INDL. AREA IN BADKHAL TEHSIL								
4	UP TO 1000 Sq Yds	14000	14000	14000	0 %				
	1000 Sq. Yds TO 2000 Sq. Yds	12000	12000	12000	0 %				
	2000 Sq. Yds TO 1 ACRE	10000	10000	10000	0 %				
	1 ACRE AND ABOVE	8000	8000	8000	0 %				

  
Sub Registrar  
Badkhal

  
Distt. Revenue Officer  
Faridabad

  
Sub Divisional Officer (c)  
Badkhal

  
Distt. Collector  
Faridabad

TEHSIL BADKHAL - HOSPITAL/ EDUCATIONAL/ INSTITUTIONAL

Sr. No	NAME OF SECTOR/ COLONY	HOSPITAL/ EDUCATIONAL/ INSTITUTIONAL			Inc. / Dec. %	Commercial Rates 2017-18 Only Sec 20	New Entry
		Collector rate for 2015-16 (in Rs. Per Sq. Yard)	Collector rate for 2016-17 (in Rs. Per Sq. Yard)	Collector rate for 2017-18 (in Rs. Per Sq. Yard)			
1	SECTOR 20 HOME/ HOSPITAL/ EDUCATIONAL (INSTITUTIONAL)						
	UP TO 1000 Sq.Yds			40000		55000	
	1000 Sq. Yds TO 2000 Sq. Yds			35000		45000	
	2000 Sq. Yds TO 1 ACRE			30000		40000	
	1 ACRE AND ABOVE			25000		25000	
2	SECTOR 21-C, 21-D /HOME/ HOSPITAL/ EDUCATIONAL (INSTITUTIONAL)			25000		25000	
	UP TO 1000 Sq.Yds	20000	20000	20000	0 %		
	1000 Sq. Yds TO 2000 Sq. Yds	18000	18000	18000	0 %		
	2000 Sq. Yds TO 1 ACRE	17000	17000	17000	0 %		
	1 ACRE AND ABOVE	13000	13000	13000	0 %		
	2 ACRE TO ABOVE	12000	12000	12000	0 %		

*ms*  
Sub Registrar  
Badkhal

*Rajiv*  
Distt. Revenue Officer  
Faridabad

*Rash*  
Sub Divisional Officer (c)  
Badkhal

*Shw*  
Distt. Collector  
Faridabad



### Collector Rates of Delhi Mathura Road Highway

Sr. No	NAME OF SECTOR/ COLONY	RESIDENTIAL Collector rate for 2016-17 (in Rs. Per Sq. Yard)	RESIDENTIAL Collector rate for 2017- 18 (in Rs. Per Sq. Yard)	Inc. / Dec. %	COMMERCIAL Collector rate for 2016-17 (in Rs. Per Sq. Yard)	COMMERCIAL Collector rate for 2017-18 (in Rs. Per Sq. Yard)	Inc. / Dec. %
1	DISTANCE / DEPTH FROM MATHURA ROAD, UP TO 2 ACRE INSIDE						
	UP TO 1000 Sq. Yds	20000	20000	0 %	50000	50000	0 %
	1000 Sq. Yds TO 2000 Sq. Yds	18000	18000	0 %	45000	45000	0 %
	2000 Sq. Yds TO 1 ACRE	17000	17000	0 %	40000	40000	0 %
	1 ACRE TO 2 ACRE	16000	16000	0 %	30000	30000	0 %
	2 Acre and above (per acre rate)	10000 PER SQ. YDS	10000 PER SQ. YDS	0 %	30000	30000	0 %

### Collector Rates of Delhi Mathura Road Highway Industrial

Sr. No	NAME OF SECTOR/ COLONY	INDUSTRIAL	INDUSTRIAL	INDUSTRIAL	Inc./Dec. %	COMMERCIAL	COMMERCIAL	COMMERCIAL	Inc./Dec. %
		Collector rate for 2015-18 (in Rs. Per Sq. Yard)	Collector rate for 2016- 17 (in Rs. Per Sq. Yard)	Collector rate for 2017-18 (in Rs. Per Sq. Yard)		Collector rate for 2015- 16 (in Rs. Per Sq. Yard)	Collector rate for 2016- 17 (in Rs. Per Sq. Yard)	Collector rate for 2017-18 (in Rs. Per Sq. Yard)	
35	Upto 1000 sq. yds.	45000	43000	43000	0 %	60000	60000	60000	0 %
36	More than 1000 sq. yds. to 2000 sq. yds.	35000	33000	33000	0 %	50000	50000	50000	0 %
37	More than 2000 sq. yds. upto less than 1 Acre	30000	28000	28000	0 %	45000	45000	45000	0 %
38	1 Acre and above upto 2 Acre	25000	23000	23000	0 %	30000	30000	30000	0 %
39	More than 2 Acre on Delhi Mathura Road	25000	23000	23000	0 %	30000	30000	30000	0 %

*[Signature]*  
Sub Registrar  
Badkhal

*[Signature]*  
Distt. Revenue Officer  
Faridabad

*[Signature]*  
Sub Divisional Officer (c)  
Badkhal

*[Signature]*  
Distt. Collector  
Faridabad

COLLECTOR RATE FOR COLONIES TEHSIL BADKHAL

Sr. No	NAME OF COLONY	RESIDENTIAL	RESIDENTIAL	RESIDENTIAL	Inc. / Dec. %	COMMERCIAL	COMMERCIAL	COMMERCIAL	Inc. / Dec. %
		Collector rate for 2015-16 (in Rs. Per Sq. Yard)	Collector rate for 2016-17 (in Rs. Per Sq. Yard)	Collector rate for 2017-18 (in Rs. Per Sq. Yard)		Collector rate for 2015-16 (in Rs. Per Sq. Yard)	Collector rate for 2016-17 (in Rs. Per Sq. Yard)	Collector rate for 2017-18 (in Rs. Per Sq. Yard)	
1	DABUA COLONY	14000	14000	14000	0%	30000	30000	30000	0%
2	OLD FARIDABAD	18000	18000	18000	0%	50000	50000	50000	0%
3	GANDHI COLONY	12000	12000	12000	0%	30000	30000	30000	0%
4	INDRA COLONY	12000	12000	12000	0%	30000	30000	30000	0%
5	JAWAHAR COLONY/ SARAN COLONIES	14000	14000	14000	0%	22000	22000	22000	0%
6	NEELAM BATA ROAD	35000	35000	35000	0%	60000	60000	60000	0%
7	NEW COLONY (OPP. RLY. STN)	12000	12000	12000	0%	30000	30000	30000	0%
8	S.G.M. NAGAR	12000	12000	12000	0%	35000	35000	35000	0%
9	SANJAY COLONY	12000	12000	12000	0%	30000	30000	30000	0%
10	B.K. - K.C. ROAD					100000	100000	100000	0%
11	OPP. B.K. HOSPITAL					100000	100000	100000	0%
12	HARDWARE CHOWK TO B.K. CHOWK					125000	125000	125000	0%
13	N.H. 1 (UPTO 500 SQ. YDS)	25000	25000	25000	0%	90000	90000	90000	0%
	(ABOVE 500 SQ. YDS UPTO 1500 SQ. YDS)	22000	22000	22000	0%	90000	90000	90000	0%
	MORE THAN 1500 SQ. YDS	21000	21000	21000	0%	30000	30000	30000	0%
	1-2 CHOWK MAIN MARKET TO PHAWDA SINGH CHOWK & GURUDWARA CHOWK					125000	125000	125000	0%
14	N.H. 2 (UPTO 500 SQ. YDS)	22000	20000	20000	0%	70000	70000	70000	0%
	(ABOVE 500 SQ. YDS UPTO 1500 SQ. YDS)	21000	21000	21000	0%	70000	70000	70000	0%
	MORE THAN 1500 SQ. YDS	20000	20000	20000	0%	70000	70000	70000	0%
15	N.H. 3 (UPTO 500 SQ. YDS)	20000	20000	20000	0%	70000	70000	70000	0%
	(ABOVE 500 SQ. YDS)	21000	21000	21000	0%	70000	70000	70000	0%
16	N.H. 4 (UPTO 500 SQ. YDS)	21000	21000	21000	0%	70000	70000	70000	0%
	(ABOVE 500 SQ. YDS)	21000	21000	21000	0%	70000	70000	70000	0%
17	N.H. 5 (UPTO 500 SQ. YDS)	22000	22000	22000	0%	70000	70000	70000	0%
	(ABOVE 500 SQ. YDS)	21000	21000	21000	0%	70000	70000	70000	0%
18	NEHRU GROUND (UPTO 500 SQ. YDS)	30000	30000	30000	0%	70000	70000	70000	0%
	(ABOVE 500 SQ. YDS)	25000	25000	25000	0%	70000	70000	70000	0%
19	FRONITER COLONY	18000	18000	18000	0%	40000	40000	40000	0%
20	FRUIT GARDAN					30000	30000	30000	0%
21	DAYAL BAGH	20000	20000	20000	0%	50000	50000	50000	0%

*ms*  
Sub Registrar  
Badkhal

*Rafiq*  
Distt. Revenue Officer  
Faridabad

*Key*  
Sub Divisional Officer (c)  
Badkhal


*Sh*  
Distt. Collector  
Faridabad


RATES OF THE LAND SITUATED WITHIN TEHSIL BADKHAL DISTT. FARIDABAD FOR THE YEAR 2017-2018

9

Sr. No	Name of Villages	Gair Mumkin Pahar Per Per Acre 2015-16	Gair Mumkin Pahar Per Per Acre 2016-17	Gair Mumkin Pahar Per Per Acre 2017-18	Inc/ Dec %
1	ANANG PUR	2700000	2700000	2700000	0%
2	ANKHIR	2700000	2700000	2700000	0%
3	BADKHAL	2700000	2700000	2700000	0%
4	LAKAR PUR	4000000	4000000	4000000	0%
5	MEWLAMAHARAJPUR	3000000	3000000	3000000	0%
6	PALI	2500000	2500000	2500000	0%

  
Sub Registrar  
Badkhal

  
Distt. Revenue Officer  
Faridabad


  
Sub Divisional Officer (c)  
Badkhal

  
Distt. Collector  
Faridabad


NOTE :

1. The circle rate of agriculture land on National Highway/ Delhi Mathura Road to depth of two acres will be Extra 50 % of the rate mentioned in the list.
2. The circle rate of agriculture land on state highway/ schedule roads to the depth of two acres will be 40 % extra of the mentioned in the list
3. The circle rate on other road will be 25 % extra of the mentioned in the list.
4. The circle rates for EWS Plots/Flats will be 5% less than the circle rates of other Plots/Flats in that locality.
5. proof of construction to be shown at the time of registration work.
6. Upto 25 sq. yds. will be treated as commercial
7. 1000 sq. yards and below be registered as per sq. yds rates
8. Salaab Lan will be 1/3<sup>rd</sup> of collector rate of ordinary agriculture land rate of the concerned village.
9. The circle rate of land which has been converted for non agriculture purpose will be 1.5 times of circle rate of agriculture land of that revenue estate.

  
Sub Registrar  
Badkhal

  
Distt. Revenue Officer  
Faridabad

  
Sub Divisional Officer (c)  
Badkhal

  
~~Distt. Collector~~  
Faridabad